

PUBLIC SCHOOLS of
BROOKLINE

Brookline Public Schools

K-8 Family Survey
Spring 2019



Report created by
Panorama Education



Summary

Topic Description	Results
Communications	59% ▲2 since last survey
District Climate	60% 0 since last survey
Family Engagement	46% ▲2 since last survey
School Climate	73% ▲2 since last survey
School Fit	66% 0 since last survey
School Safety	59% ▲2 since last survey

2,057 responses

Communications

Your average

59%

2,057 responses

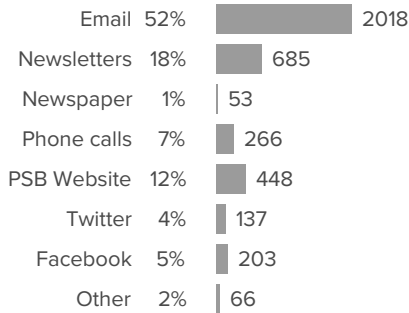
Change

▲ 2

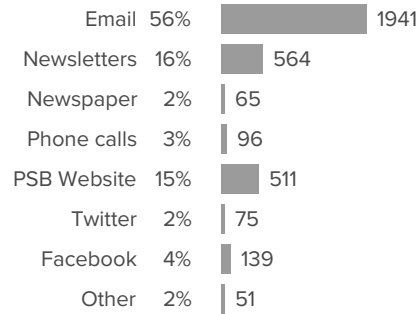
since last survey

How did people respond?

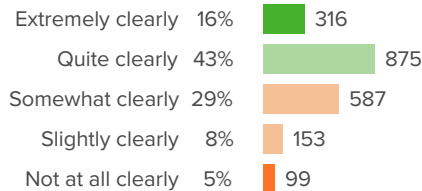
Q.1: What is the best way for the school/district to stay in communication with you? (check all that apply)



Q.2: Of the following, which source do you use the most to get information about the school/district? (check all that apply)



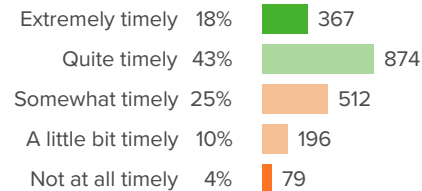
Q.3: How clearly do this school's leaders identify their goals for the school?



▲ 4 from last survey

Favorable: **59%**

Q.4: How timely is the feedback that teachers at this school provide to students about their learning?

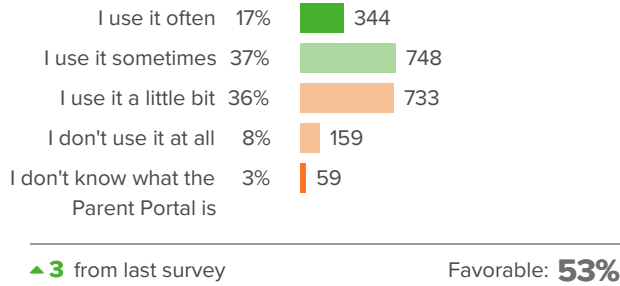


▼ 2 from last survey

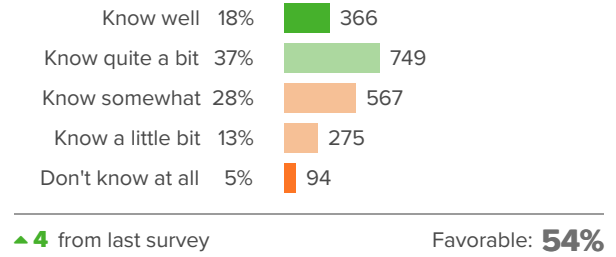
Favorable: **61%**



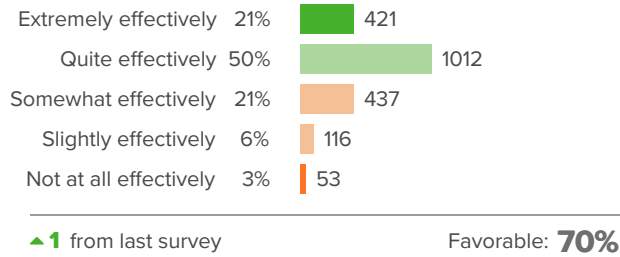
Q.5: To what extent do you use the Parent Portal to access information about your child's academic progress?



Q.6: To what extent do you know how your child is doing in school before you receive his or her report card or progress report?



Q.7: How effectively do this school's leaders communicate important information to families?



District Climate

Your average

60%

2,057 responses

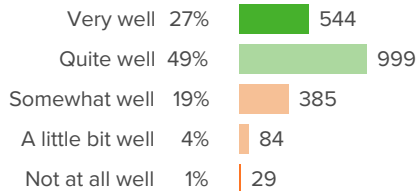
Change

0

since last survey

How did people respond?

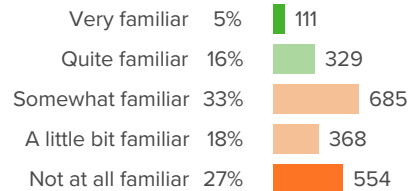
Q.1: How well do district leaders communicate important information to parents/guardians?



▲ 0 from last survey

Favorable: **76%**

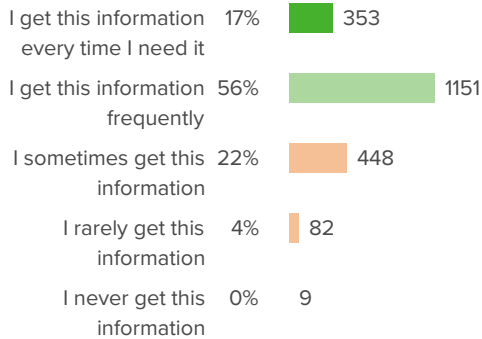
Q.2: How familiar are you with the Public School of Brookline's four district-wide goals?



▲ 1 from last survey

Favorable: **21%**

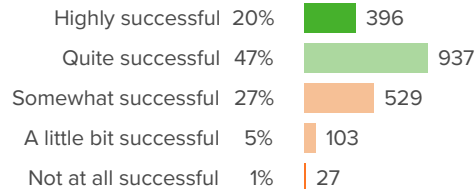
Q.3: How consistently are you able to get information about district events or news when you need it?



▼ 1 from last survey

Favorable: **74%**

Q.4: How successful are district leaders in supporting schools to provide high quality education to students?



▲ 0 from last survey

Favorable: **67%**

Family Engagement

Your average

46%

2,057 responses

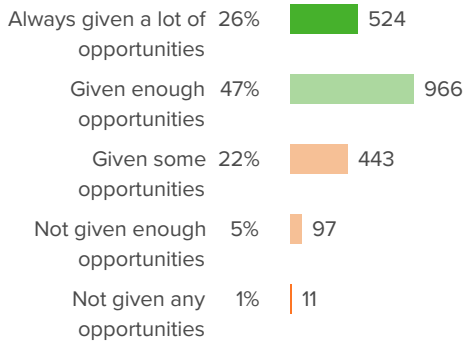
Change

▲ 2

since last survey

How did people respond?

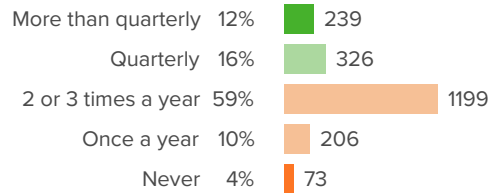
Q.1: To what extent are parents/guardians given opportunities to be meaningfully involved at this school?



▲ 1 from last survey

Favorable: **73%**

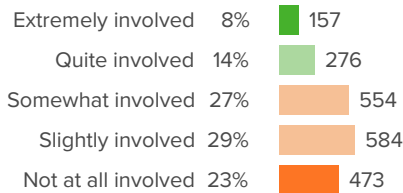
Q.2: How often do you meet in person with teachers at your child's school?



▲ 2 from last survey

Favorable: **28%**

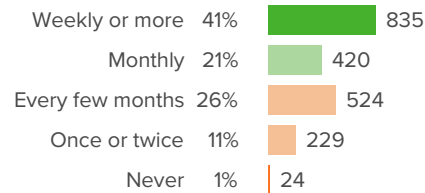
Q.3: How involved have you been with parent groups at this school?



▲ 1 from last survey

Favorable: **21%**

Q.4: In the past year, how often have you visited your child's school?



▲ 3 from last survey

Favorable: **62%**

School Climate

Your average

73%

2,057 responses

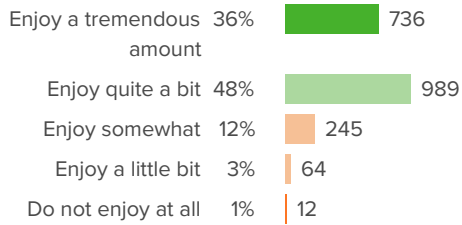
Change

▲ 2

since last survey

How did people respond?

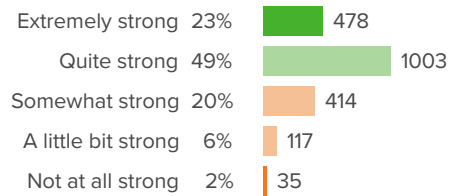
Q.1: To what extent do you think that students enjoy going to this school?



▲ 2 from last survey

Favorable: **84%**

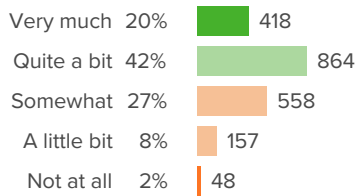
Q.2: How strong is this school's sense of community?



▲ 1 from last survey

Favorable: **72%**

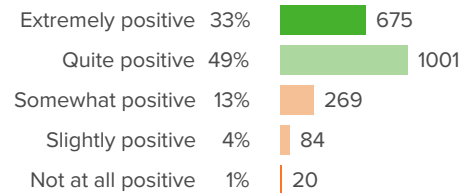
Q.3: To what extent is your child engaged in appropriately challenging levels of academics at this school?



▲ 0 from last survey

Favorable: **63%**

Q.4: How positive is the culture of this school?

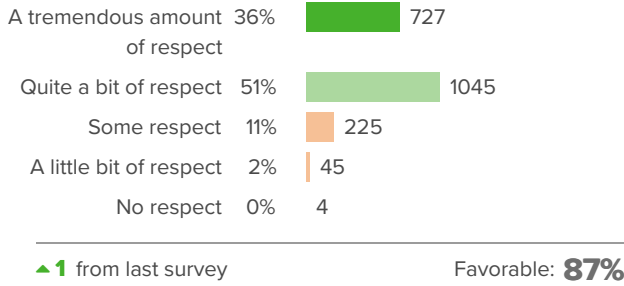


▲ 4 from last survey

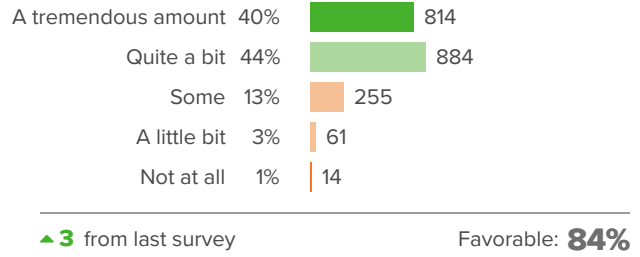
Favorable: **82%**



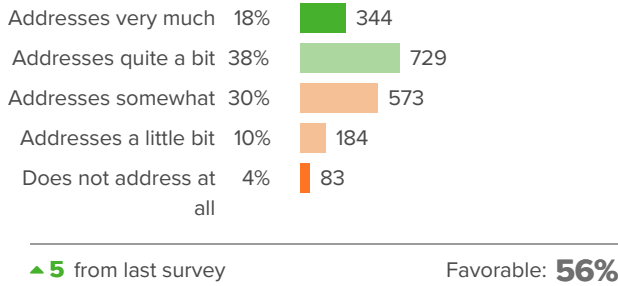
Q.5: How respectful are the relationships between staff and students at this school?



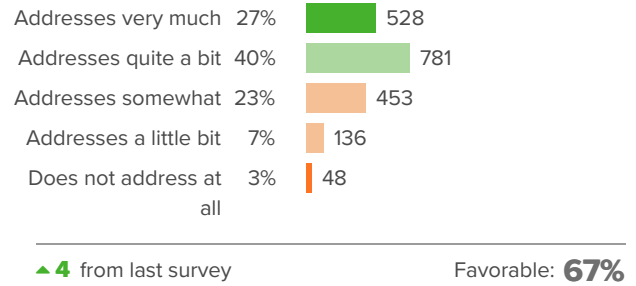
Q.6: How much does this school value the diversity of students' backgrounds?



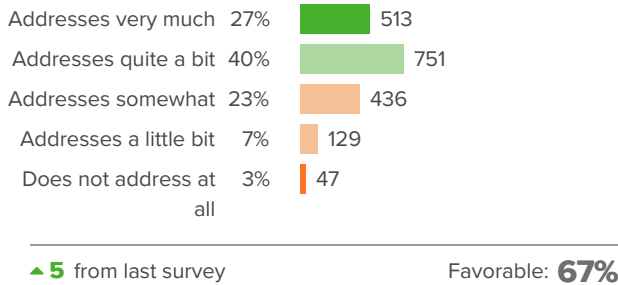
Q.7: To what extent does this school address matters related to students' socioeconomic status?



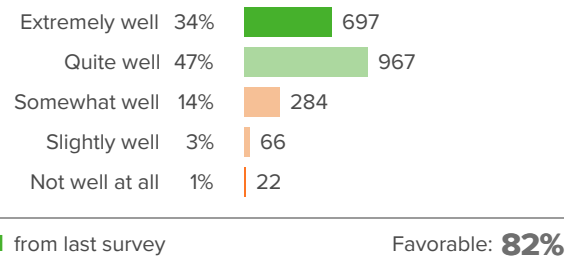
Q.8: To what extent does this school address matters related to students' race/ethnicity?



Q.9: To what extent does this school address matters related to students' disabilities?

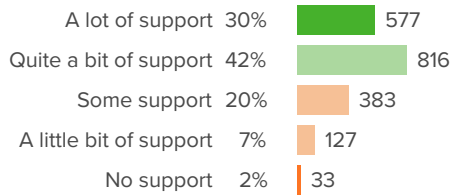


Q.10: How well do teachers and administrators at this school create a school environment that helps students learn?





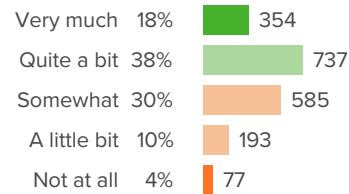
Q.11: When struggling with academics at school, to what extent does your child receive the support needed to be successful?



▲ **1** from last survey

Favorable: **72%**

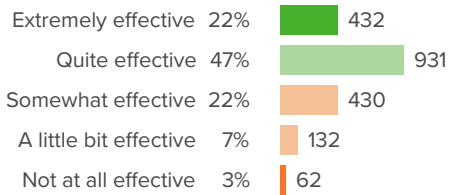
Q.12: How well does homework at this school support learning in the classroom?



▲ **0** from last survey

Favorable: **56%**

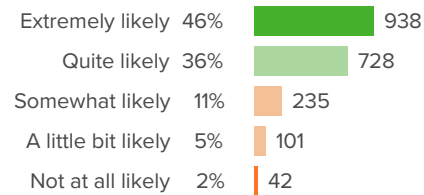
Q.13: How effective is this school's leader in promoting the learning and growth of all students?



▲ **5** from last survey

Favorable: **69%**

Q.14: If a friend were looking for a school to send their children to, how likely would you be to recommend this school to them?



▲ **4** from last survey

Favorable: **82%**

School Fit

Your average

66%

2,057 responses

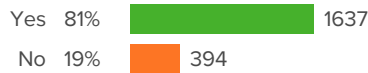
Change

0

since last survey

How did people respond?

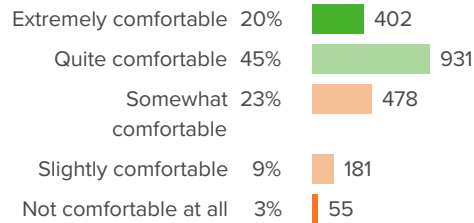
Q.1: Does your child have a close relationship with at least one adult at this school?



▼ **2** from last survey

Favorable: **81%**

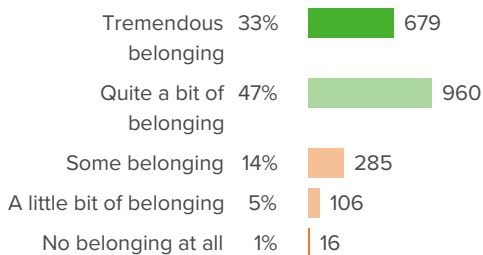
Q.2: How comfortable is your child in asking for help from adults at this school?



▼ **1** from last survey

Favorable: **65%**

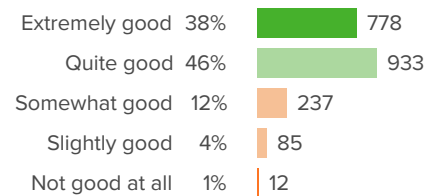
Q.3: To what extent does your child feel a sense of belonging at this school?



▲ **1** from last survey

Favorable: **80%**

Q.4: Given your child's cultural background, how good a fit is this school?

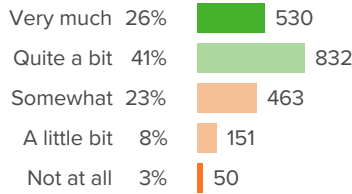


▲ **2** from last survey

Favorable: **84%**

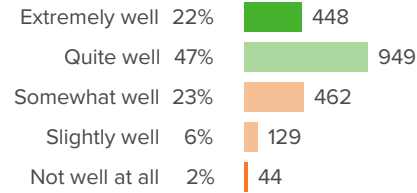


Q.5: To what extent have teachers at this school helped your child to develop effective work and study habits?



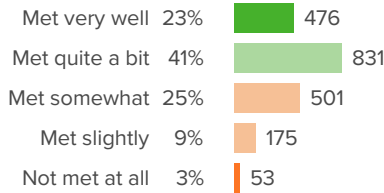
▼ **1** from last survey Favorable: **67%**

Q.6: How well do you feel this school is preparing your child for the next academic year?



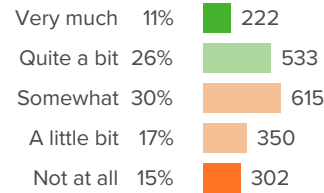
▲ **0** from last survey Favorable: **69%**

Q.7: To what extent are your child's individual learning needs met at this school?



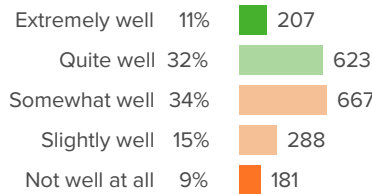
▲ **0** from last survey Favorable: **64%**

Q.8: To what extent does your child participate in extracurricular activities at this school?



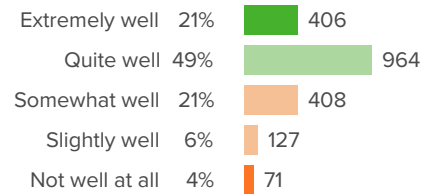
▼ **1** from last survey Favorable: **37%**

Q.9: How well do the extracurricular activities offered at this school match your child's interests?



▼ **2** from last survey Favorable: **42%**

Q.10: How well does the overall approach to discipline at this school work for your child?



▲ **0** from last survey Favorable: **69%**

School Safety

Your average

59%

2,057 responses

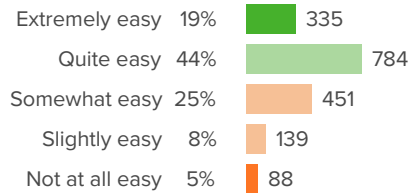
Change

▲ 2

since last survey

How did people respond?

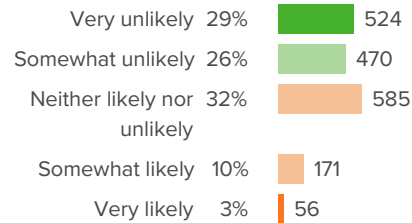
Q.1: If a student is bullied at this school, how easy is it for a child to get help from an adult?



▲ 2 from last survey

Favorable: **62%**

Q.2: How likely is it that someone from this school will bully your child online?



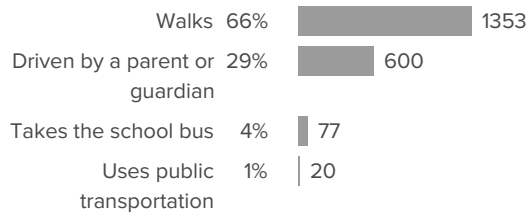
▲ 2 from last survey

Favorable: **55%**

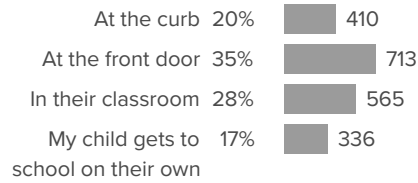
School arrival

How did people respond?

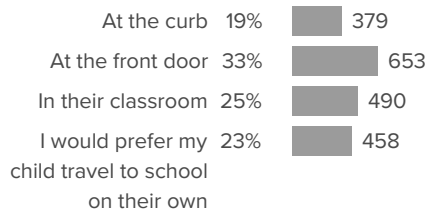
Q.1: How does your child typically get to school?



Q.2: When you/a guardian brings your child to school, where do you typically drop your child off?



Q.3: How would you prefer your child be dropped off at school?



Other questions

How did people respond? _____

Q.1: Please select the grade level(s) that your child(ren) is/are in at this school this year.

K	14%	■	382
1	12%	■	335
2	11%	■	309
3	12%	■	340
4	12%	■	339
5	11%	■	311
6	11%	■	299
7	9%	■	253
8	8%	■	216